

RSV ComNet: Data collection progress winter 2021/22

The aim of the RSV ComNet study is to measure the clinical burden and socio-economic impact of a respiratory syncytial virus (RSV) infection in young children (<5 years old) in primary care.^{1,2}

In this bi-weekly update, we provide an update on developments regarding data collection during the 2021/22 winter. This update includes detailed information on the total number of swabs collected, the total number of RSV+ cases identified and the response rate on the parental Day 14 and Day 30 questionnaires. Data for earlier weeks can slightly change because of reporting delays.

The purpose of this update is to allow for the inter-country comparison of progress towards data collection objectives and to discover trends in data collection across countries. In later stages, these trends will be elaborated upon, keeping in mind differences in recruitment procedures between countries.

Key points:

- In all countries together:
 - **962 swabs** have been collected,
 - **376 tested RSV positive**,
 - **125** parents have completed **at least one questionnaire** (data from Italy not included).
- Italy has collected 400 swabs, the United Kingdom 214 until week 15, Belgium 181 until week 18, Spain 135 until week 5, and the Netherlands 32 until week 17.
- Italy has recruited 216 RSV positive cases and collected 66 Day-14 questionnaires up to week 4 before pausing the study. Weekly data are not available yet, and therefore Italy is not included in the figures on the next pages.

Other news:

- A report about the RSV ComNet II study results in the Netherlands will soon be published on the Nivel website.
- 2 abstracts about the RSV ComNet study are submitted to the RSV conference in Belfast

References

1 van Summeren et al. BMC Infect Dis. 2021 Jul 26;21(1):705

2 <https://www.nivel.nl/en/RSVComNet>

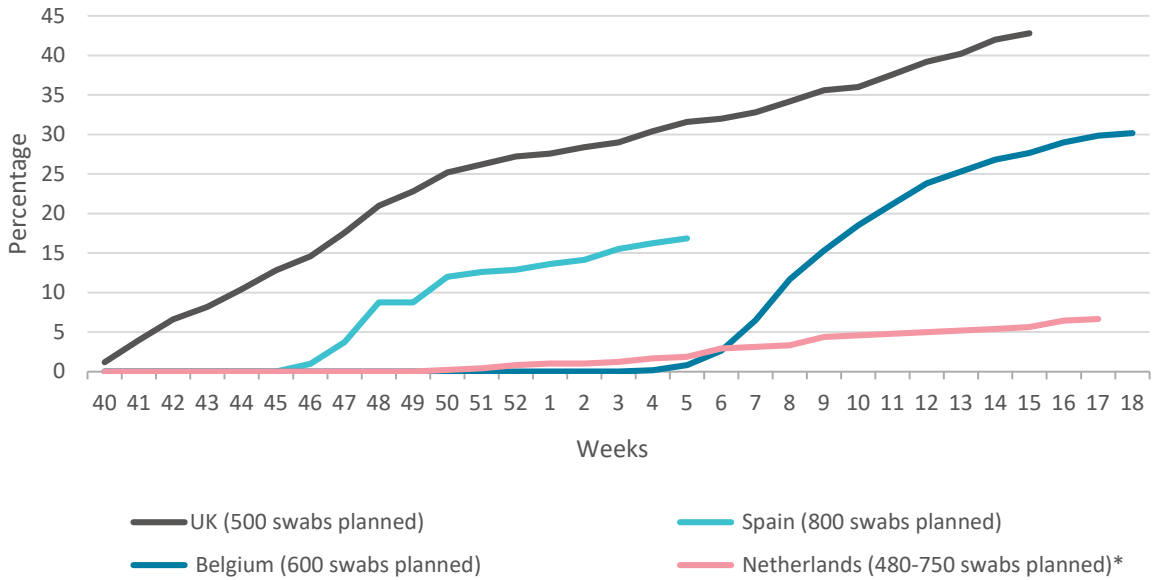
More information?

Go to www.nivel.nl/en/RSVComNet

Mail: [j.vansummeren@nivel](mailto:j.vansummeren@nivel.nl)

Total number of swabs as a fraction of the planned number of swabs

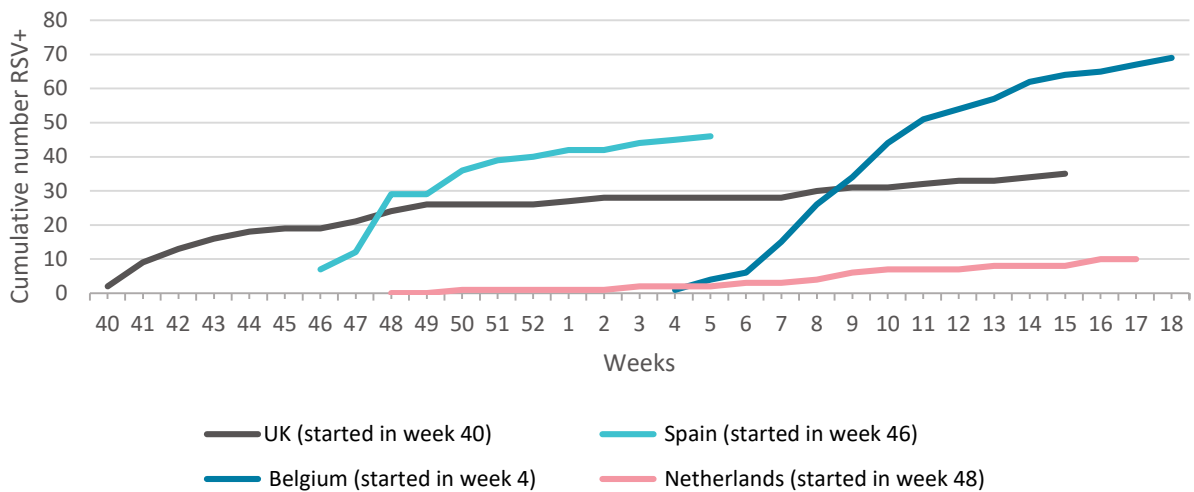
This figure shows per country the number of swabs that were collected as a fraction of the planned number of swabs for the 2021/22 winter. The planned number of swabs varies between countries and is indicated in the legend.



* For the Netherlands data collection is slightly different compared to the other countries: 1) data collection is stretched out over 2 years, 2) only children under the age of 2 years are included, and 3) data collection ends when 150 RSV positive cases are included, instead of aiming for a specific number of swabs.

Cumulative number of RSV+ children

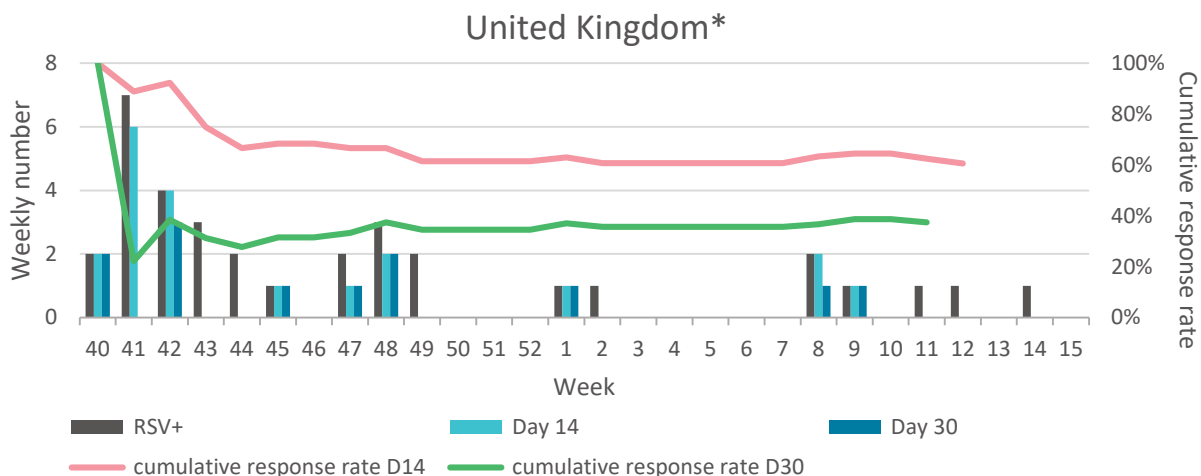
This figure shows the cumulative number of RSV+ cases that were identified in each country. Not all of the parents of RSV+ children have completed the questionnaires.



Response rates on parental questionnaires

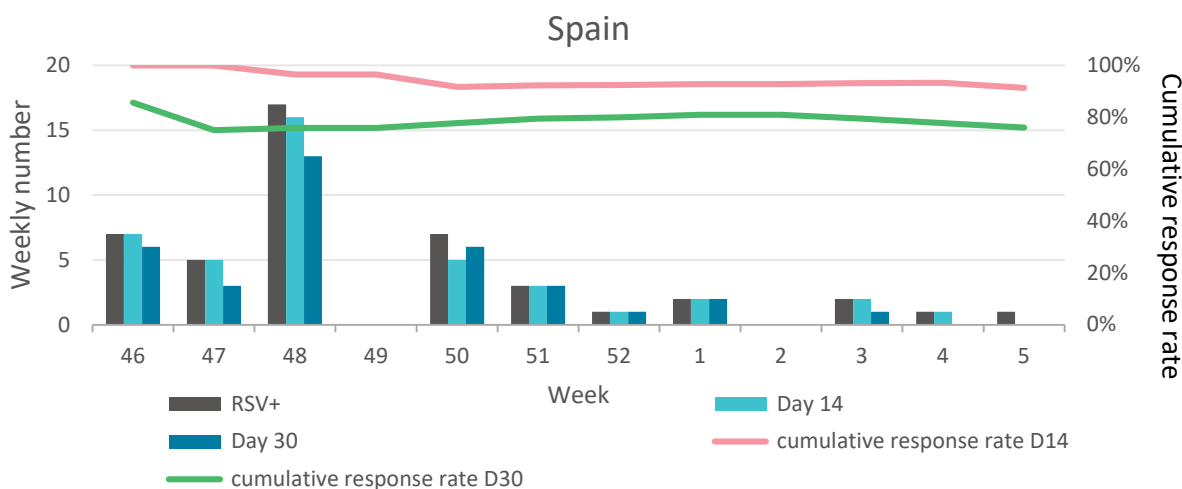
In the following figures, the weekly number of RSV+, Day 14 and Day 30 questionnaires are presented (left y-axis) from the week that data collection has been started. In addition, the cumulative response rates for the Day 14 and Day 30 questionnaires are shown (right y-axis).

Note: The receipt of the Day 14 and Day 30 questionnaires is aligned with the week the swab was taken. This implies that for the Day 14 and Day 30 questionnaires respectively the last two weeks and last four weeks are not up to date, as the questionnaires for those weeks have yet to be received.

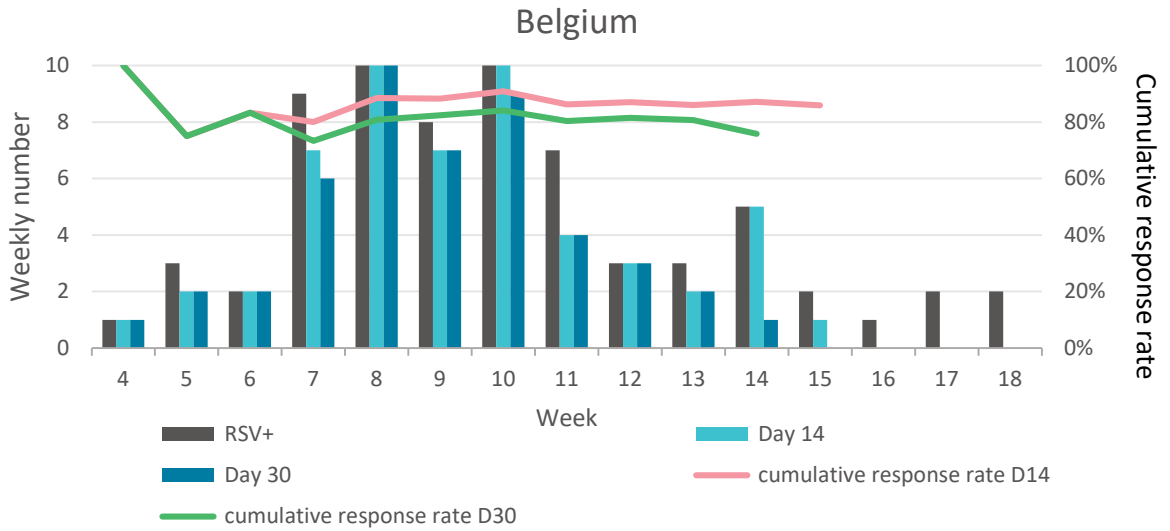


Data collection in the UK started in week 40. In total **35 children tested RSV+**, **20 parents completed the Day-14 questionnaire** and **12 parents the Day-30 questionnaire**.

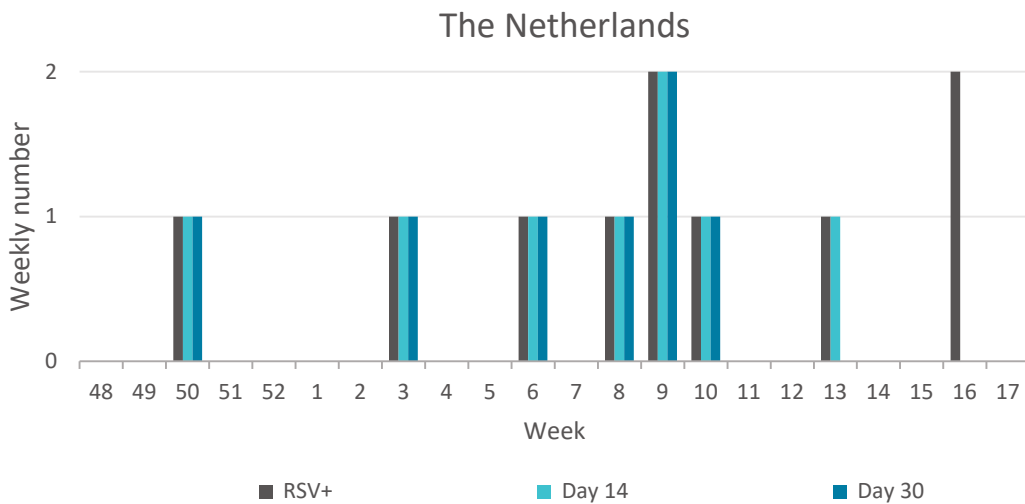
In the UK, 22 GP practices participating in the sentinel surveillance are also participating in the RSV ComNet study. These GPs will invite parents of children that tested RSV+ to complete the RSV ComNet follow-up questionnaires. This means that it is possible that not all parents of RSV+ children give informed consent to complete follow-up questionnaires.



Data collection in Spain started in week 46 and was paused after week 5 due to low RSV activity. In total **46 children tested RSV+**, **42 parents completed the Day-14 questionnaire** and **35 parents the Day-30 questionnaire** up to week 5. In Spain 17 pediatrician practices are participating in the RSV ComNet study in 9 regions.



Data collection in Belgium started in week 3. In total **69 children tested RSV+**, **55 parents** completed the **Day-14** questionnaire and **47 parents** the **Day-30** questionnaire. In Belgium, 20 pediatricians are participating in the RSV ComNet study. The cumulative response rate to day 14 and day 30 overlap for week 4 until week 6.

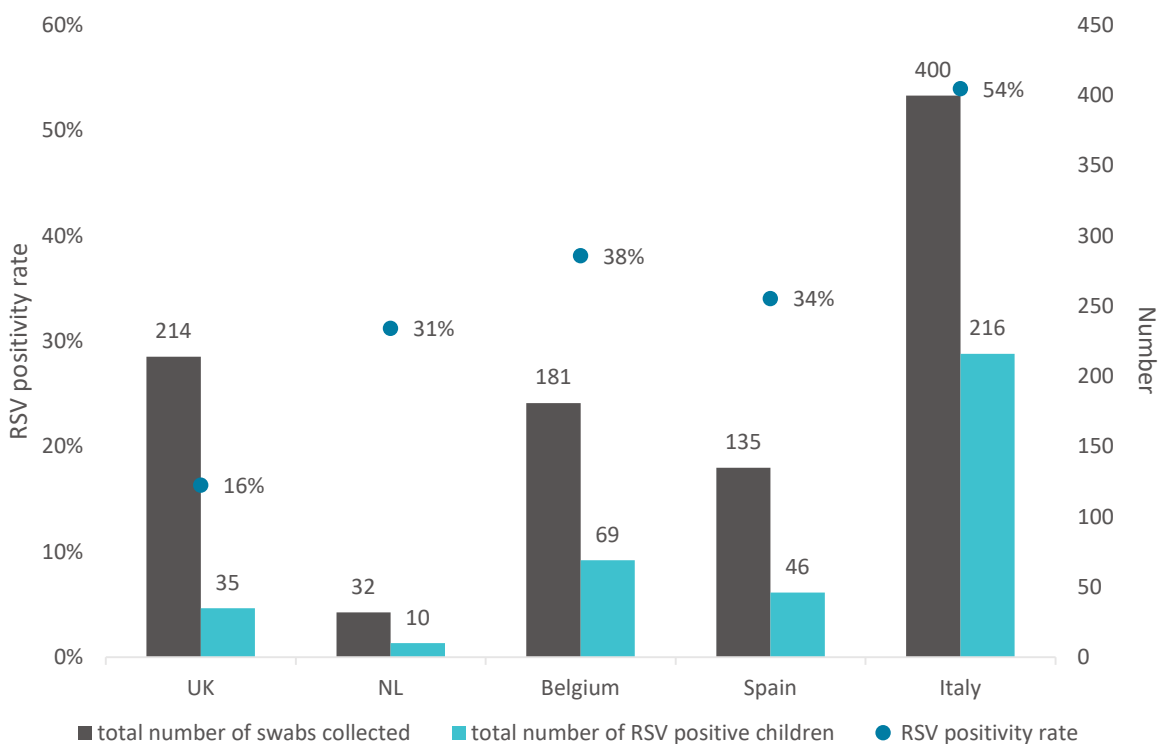


Data collection in the Netherlands started in week 48. In total **10 children tested RSV+**, **8 parents** completed the **Day-14** questionnaire and **7 parents** the **Day-30** questionnaire. In the NL, 44 GP practices are participating in the RSV ComNet study. The cumulative response rate to day 14 and day 30 overlap for week 50 until week 12.

RSV positivity rate since start data collection

In this figure the RSV positivity rate is presented for each country that has collected at least 30 swabs in the 2021/22 season. The RSV positivity rate is calculated by dividing the total number of RSV+ cases by the total number of swabs collected since the first week of data collection.

Data collected via the RSV ComNet study cannot be considered as surveillance data. This because only a small selection of GPs or pediatricians are participating in the RSV ComNet study, which is not a representative reflection for the country as a whole. In addition, opportunistic sampling is applied which means that swabbing is increased in weeks with a suspected increase in RSV circulation.



More information?

Go to www.nivel.nl/en/RSVComNet

Mail: j.vansummeren