

RSV ComNet: Data collection progress seasons 2021/22 & 2022/23

Aim

The aim of the RSV ComNet study is to measure the clinical burden and socio-economic impact of a respiratory syncytial virus (RSV) infection in young children (<5 years old) in primary care.^{1,2}

Background

In this bi-weekly update, we provide an update on developments regarding data collection. Due to low RSV circulation in the 2021/22 season, data collection is extended during the 2022/23 winter. Countries have restarted data collection around week 40 2022.

This update includes detailed information on the total number of swabs collected and the total number of RSV+ cases identified over both seasons. In addition the response rate on the parental Day 14 and Day 30 questionnaires for the 2022/23 season is shown. Data for earlier weeks can slightly change because of reporting delays.

The purpose of this update is to allow for the inter-country comparison of progress towards data collection objectives and to discover trends in data collection across countries. In later stages, these trends will be elaborated upon, keeping in mind differences in recruitment procedures between countries.

Key points:

- Since the start of data collection, in all countries together:
 - **1652 swabs** have been collected
 - **630 tested RSV positive**
 - **337** parents have completed **at least one questionnaire***
- Italy has collected 466 swabs, the United Kingdom 505, Belgium 285, Spain 237, and the Netherlands 159.
- Number of participants with at least one completed questionnaire: Italy: 65, the United Kingdom: 58, Belgium: 80, Spain: 82, and the Netherlands: 52.

* The first questionnaire is reported 14 days after an RSV+ test result

Other news:

- France will start data collection soon.

References

1 van Summeren et al. BMC Infect Dis. 2021 Jul 26;21(1):705

2 <https://www.nivel.nl/en/RSVComNet>

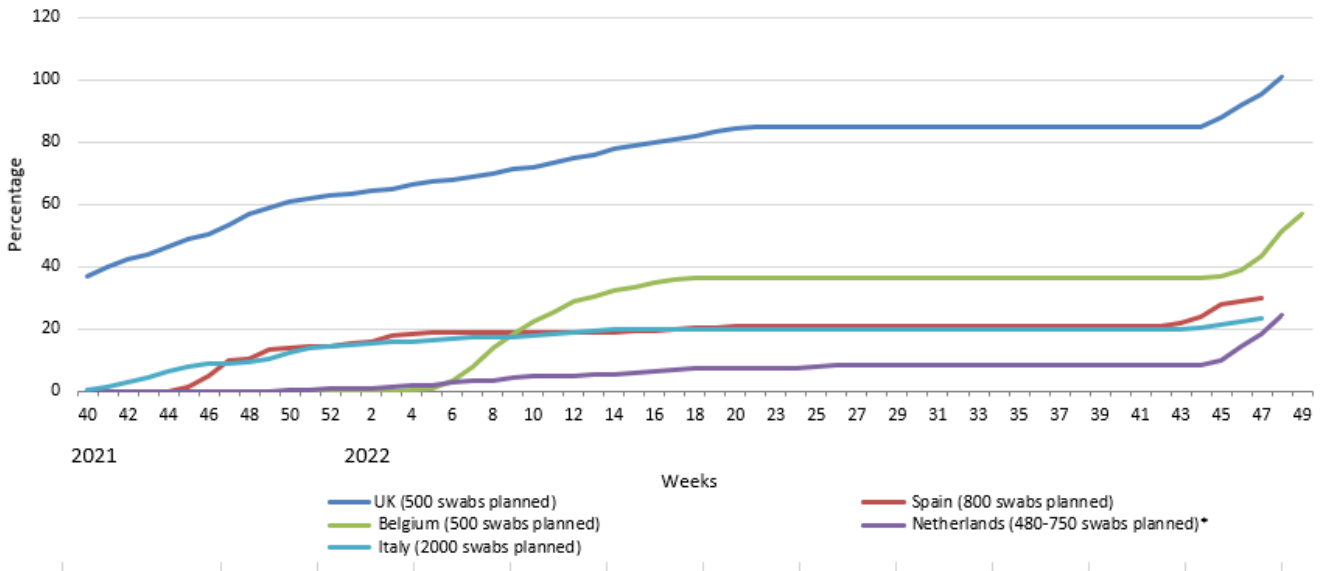
More information?

Go to www.nivel.nl/en/RSVComNet

Mail: j.vansummeren@nivel.nl

Total number of swabs as a fraction of the planned number of swabs

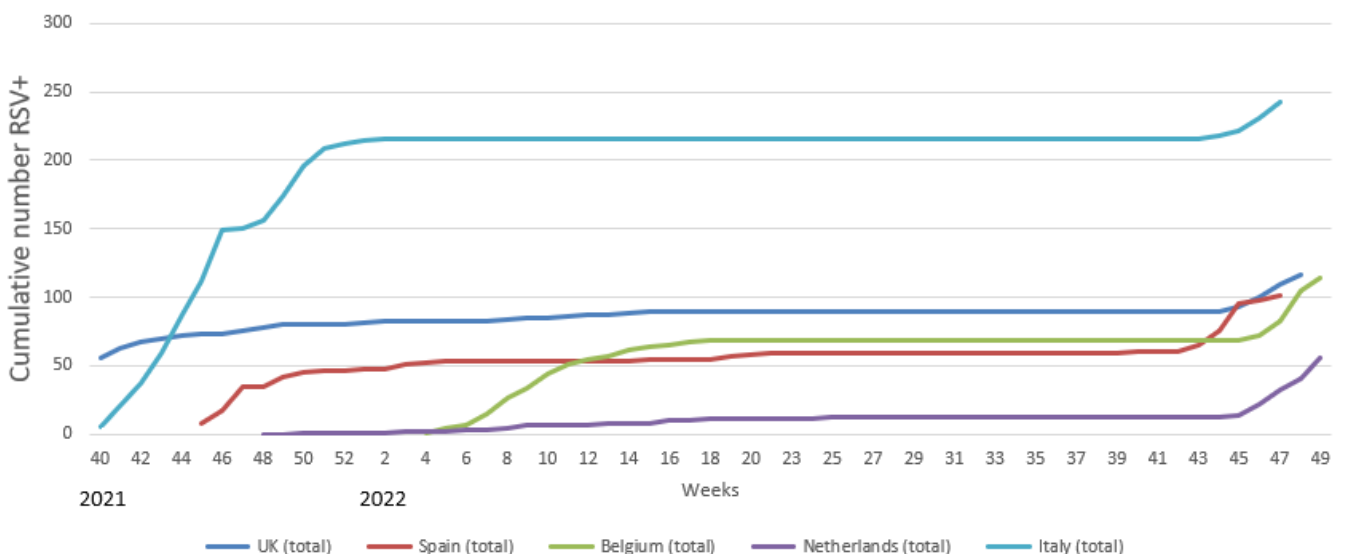
This figure shows per country the number of swabs that were collected as a fraction of the planned number of swabs. The planned number of swabs varies between countries and is indicated in the legend.



* For the Netherlands, data collection is slightly different compared to the other countries: 1) data collection is stretched out over 2 years, 2) only children under the age of 2 years are included, and 3) data collection ends when 150 RSV positive cases are included, instead of aiming for a specific number of swabs.

Cumulative number of RSV+ children

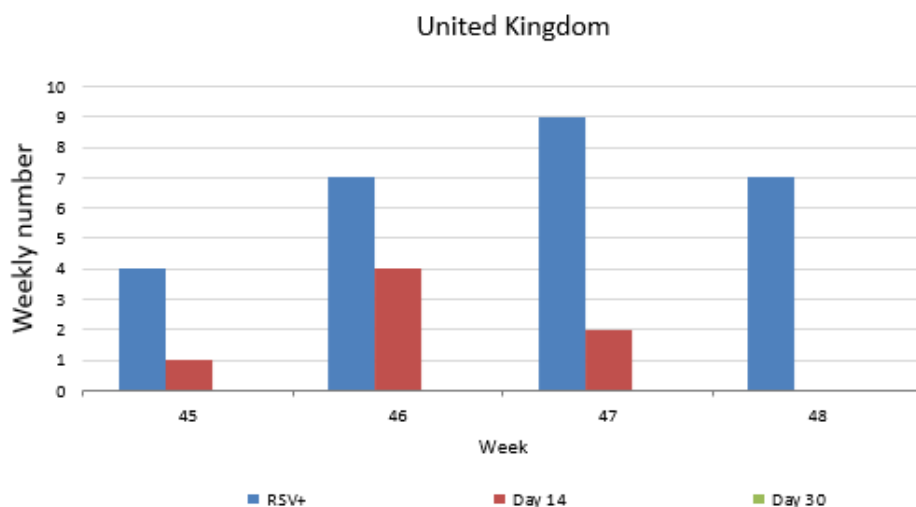
This figure shows the cumulative number of RSV+ cases that were identified in each country. Not all of the parents of RSV+ children have completed the questionnaires.



Response rates on parental questionnaires season 2022/23

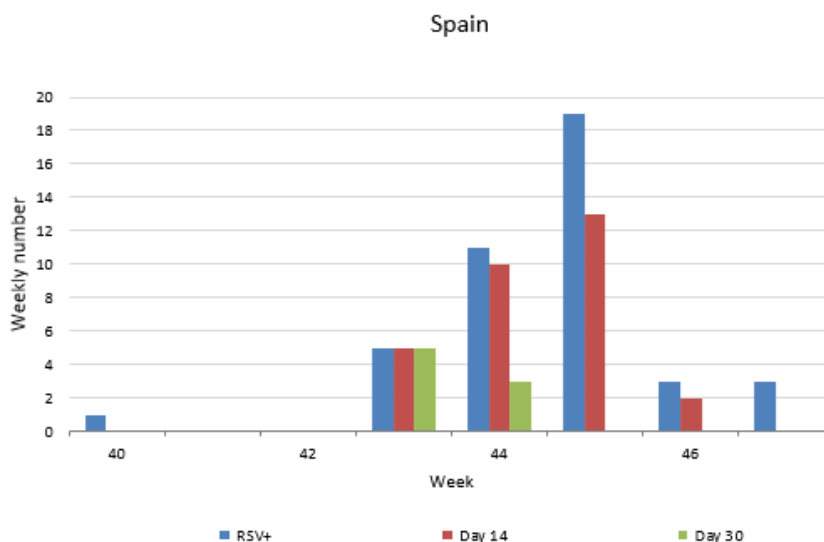
In the following figures, the weekly number of RSV+, Day 14 and Day 30 questionnaires are presented (left y-axis) from the week that data collection has been started.

Note: The receipt of the Day 14 and Day 30 questionnaires is aligned with the week the swab was taken. This implies that for the Day 14 and Day 30 questionnaires respectively the last two weeks and last four weeks are not up to date, as the questionnaires for those weeks have yet to be received.



Data collection in the UK started in week 40 2020.

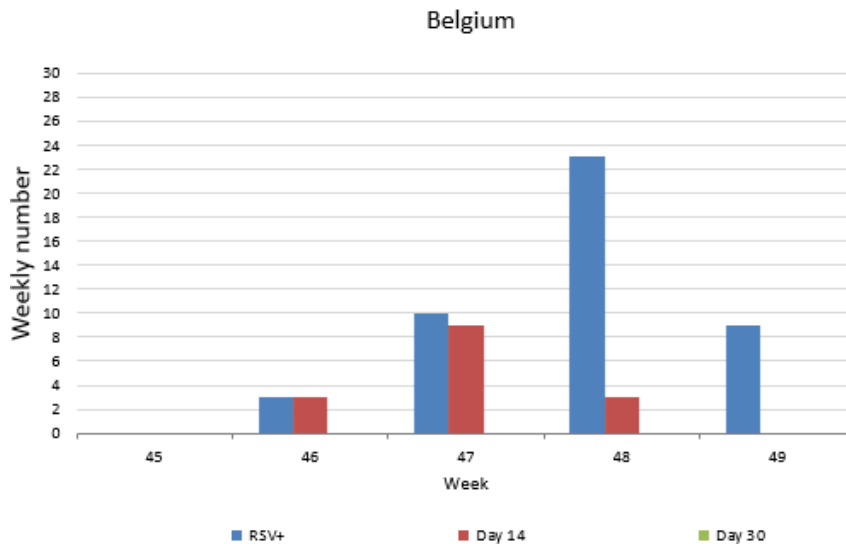
- In total **116 children tested RSV+**, **58 parents** completed the **Day-14** questionnaire and **28 parents** the **Day-30** questionnaire.
- In the UK, 25 GP practices participating in the sentinel surveillance are also participating in the RSV ComNet study. These GPs will invite parents of children that tested RSV+ to complete the RSV ComNet follow-up questionnaires. This means that it is possible that not all parents of RSV+ children give informed consent to complete follow-up questionnaires.



Data collection in Spain started in week 46 2021.

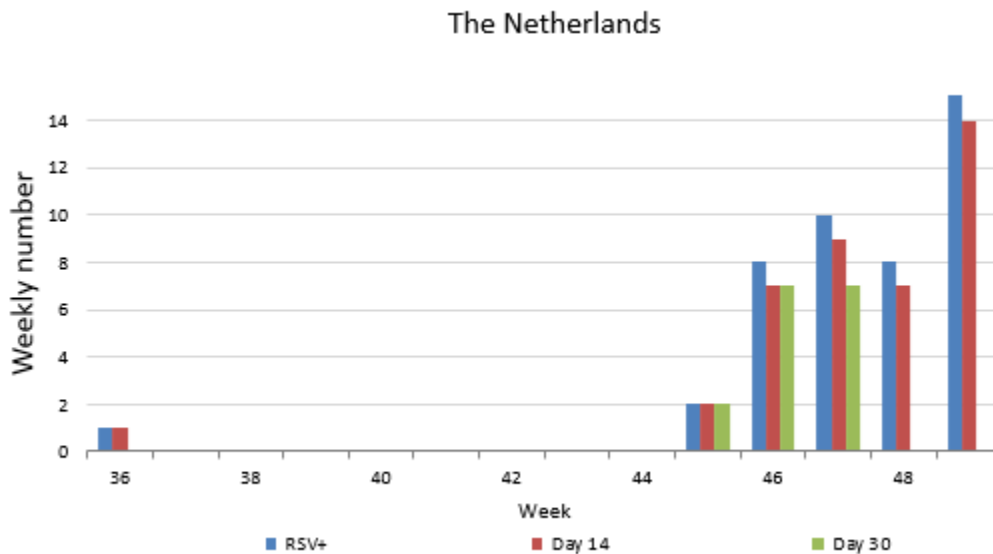
- In total **101 children tested RSV+**, **82 parents** completed the **Day-14** questionnaire and **56 parents** the **Day-30** questionnaire.
- In Spain 17 pediatrician practices are participating in the RSV ComNet study in 9 regions.

Response rates on parental questionnaires season 2022/23



Data collection in Belgium started in week 3 2022. \

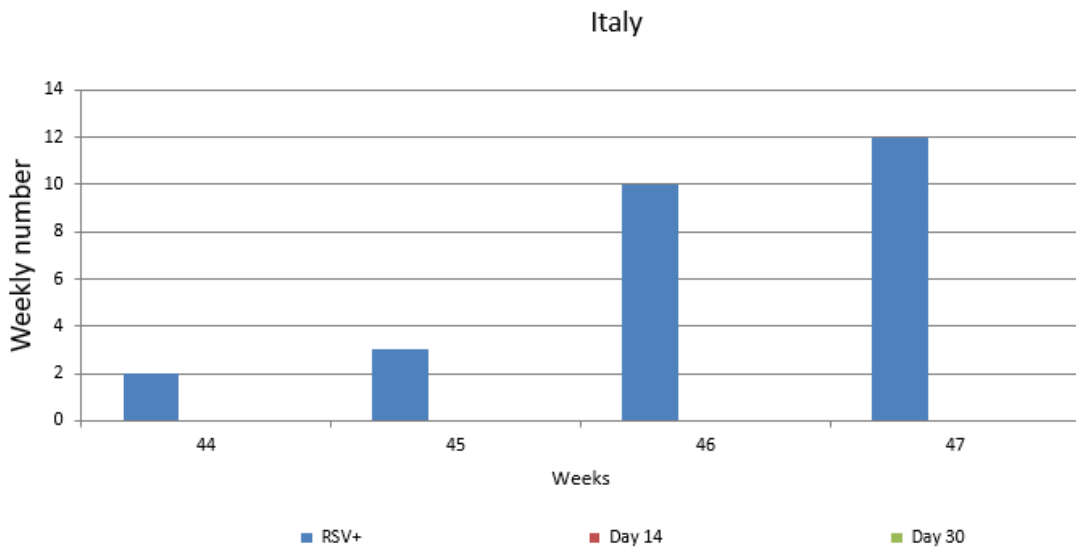
- In total **84 children tested RSV+**, **80 parents** completed the **Day-14** questionnaire and **54 parents** the **Day-30** questionnaire.
- In Belgium, 15 pediatricians are participating in the RSV ComNet study.



Data collection in the Netherlands started in week 48 2021.

- In total **57 children tested RSV+**, **52 parents** completed the **Day-14** questionnaire and **26 parents** the **Day-30** questionnaire.
- In the NL, 44 GP practices are participating in the RSV ComNet study.

Response rates on parental questionnaires season 2022/23



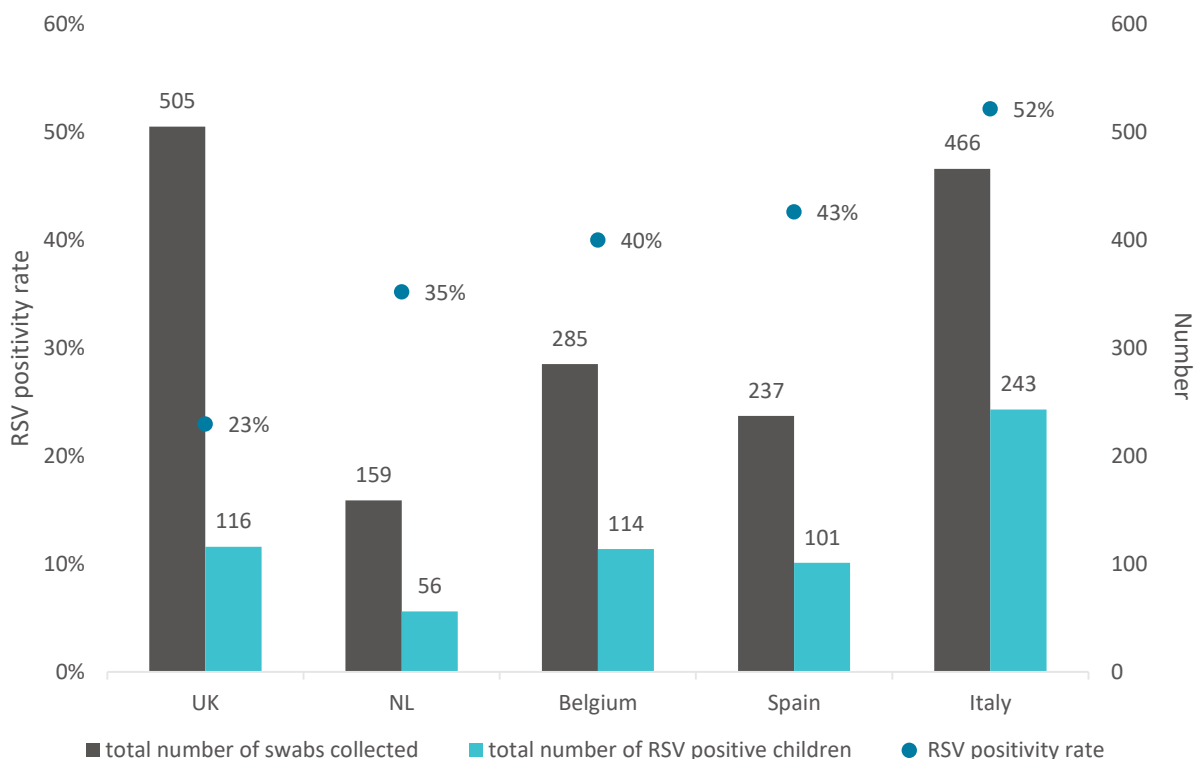
Data collection in Italy started in week 40 2021.

- In total **243 children tested RSV+**, **68 parents** completed the **Day-14** questionnaire and **65 parents** the **Day-30** questionnaire.
- In Italy, pediatricians from four regions are participating in the RSV ComNet study.

RSV positivity rate since start data collection

In this figure the RSV positivity rate is presented for each country that has collected at least 30 swabs. The RSV positivity rate is calculated by dividing the total number of RSV+ cases by the total number of swabs collected since the first week of data collection.

Data collected via the RSV ComNet study cannot be considered as surveillance data. This because only a small selection of GPs and/or pediatricians are participating in the RSV ComNet study, which is not a representative reflection for the country as a whole. In addition, opportunistic sampling is applied which means that swabbing is increased in weeks with a suspected increase in RSV circulation.



More information?

Go to www.nivel.nl/en/RSVComNet

Mail: j.vansummeren@nivel.nl